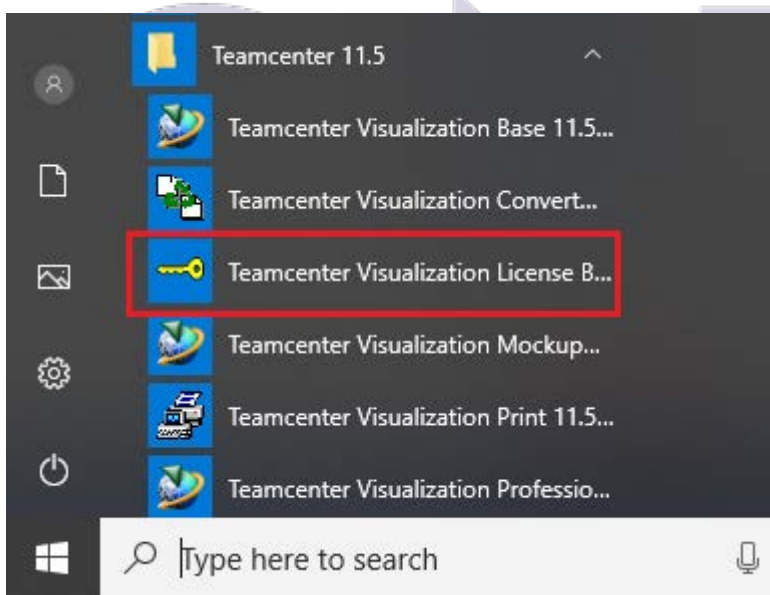


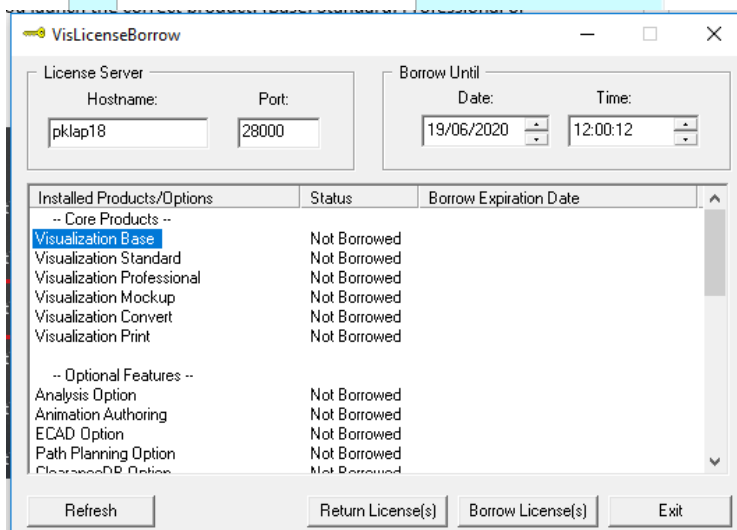
Teamcenter Visualization License Borrowing

The Teamcenter Visualization licence borrow utility allows a user to borrow a licence from the server for up to 90 days. The client machine can disconnect from the server for this period and work independently.

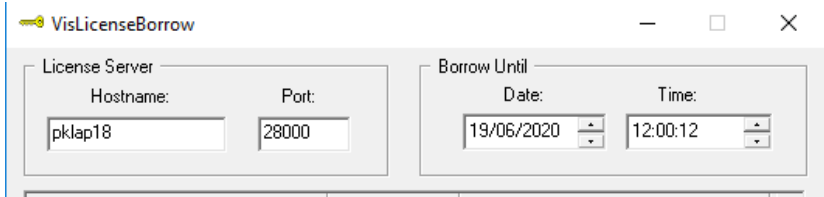
1. Connect the client machine to the network and confirm that Teamcenter Visualization standalone launches without issue. Ensure that you launch the correct product. (Base, Standard, Professional or Mockup).
2. Close Teamcenter Visualization
3. Launch the **Teamcenter Visualization License Borrow** tool



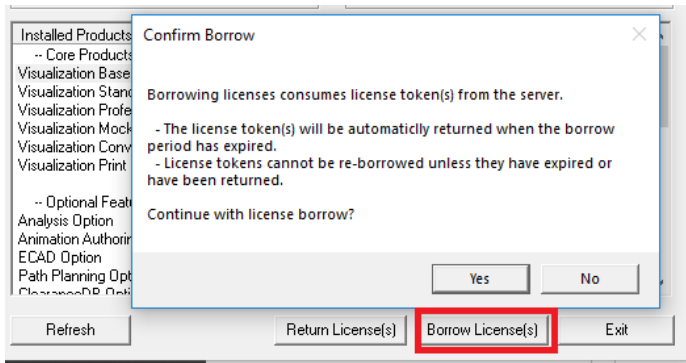
4. Select the products you wish to borrow



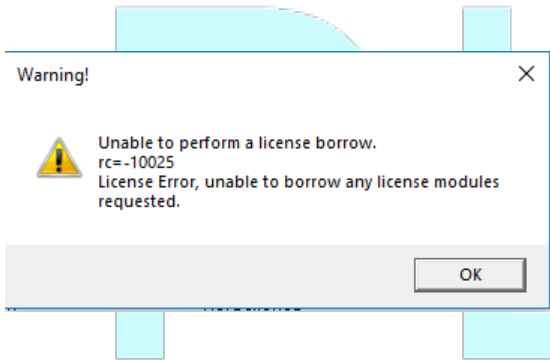
5. Add a date and time to return the licence. This should not exceed 90 days.



6. Select Borrow and confirm the message if in agreement



The following message will be displayed if the time period exceeds 90 days



- 7. Disconnect from the network and test.
- 8. The licence can be returned at any time by connecting back onto the network and selecting **Return Licence(s)**

