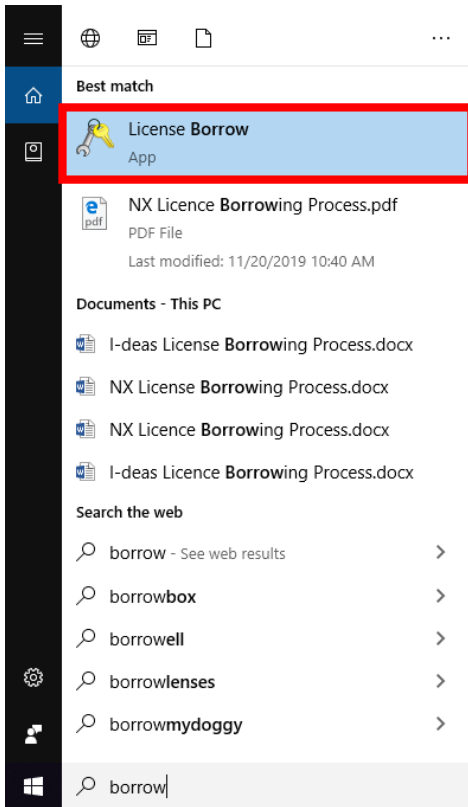


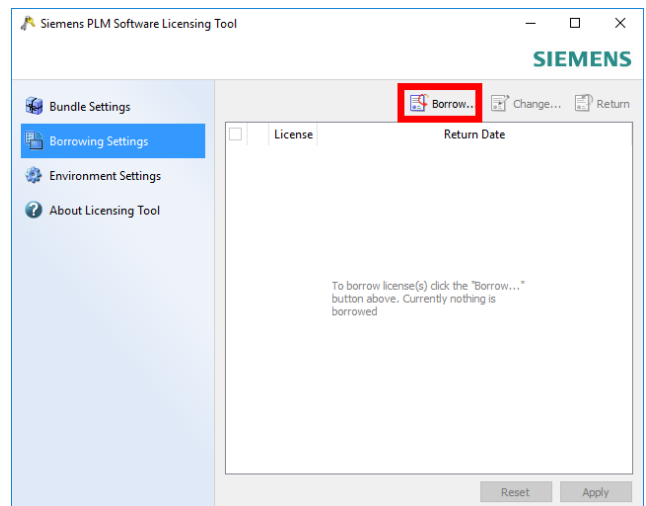
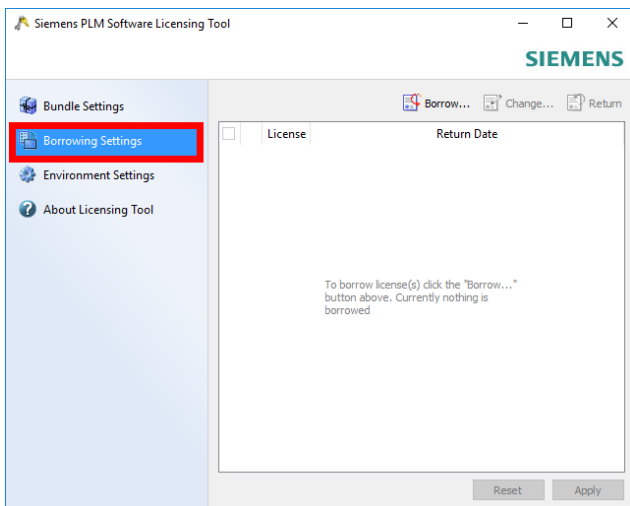
Solid Edge 2020 License Borrowing

The Solid Edge licence borrow utility allows a user to borrow a licence from the server for up to 90 days. The client machine can disconnect from the server for this period and work independently.

1. Launch the **License Borrow** Application on a client computer.

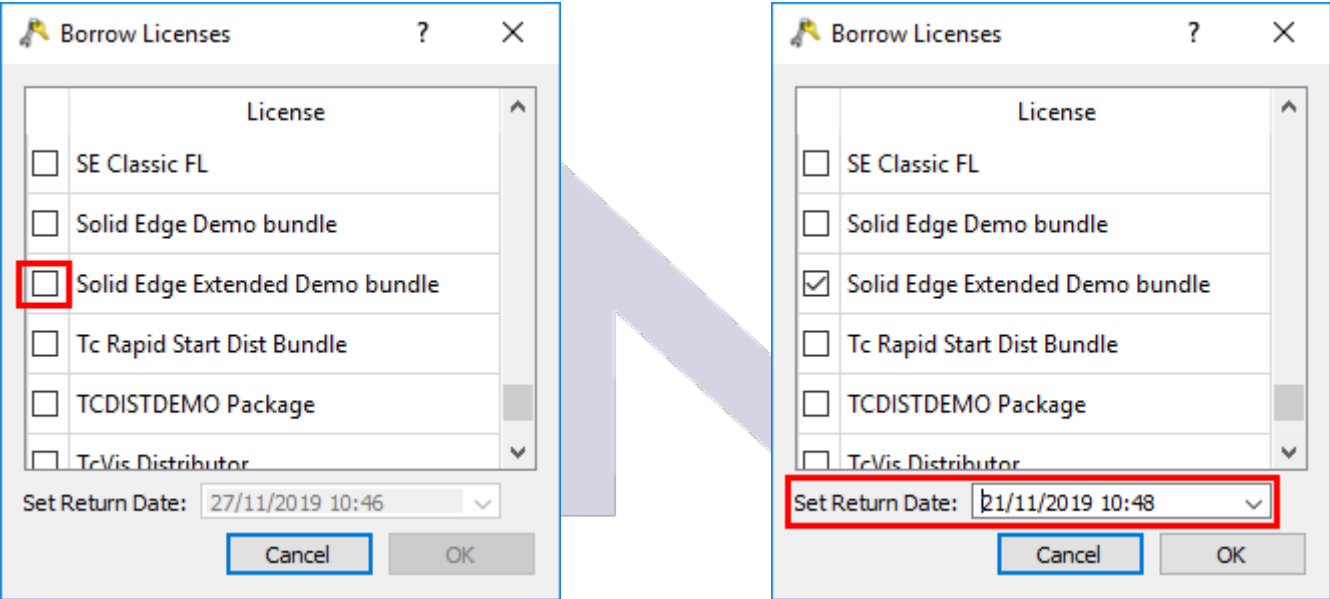


2. Select the **Borrowing Settings** tab on the left.
3. Select **Borrow...**

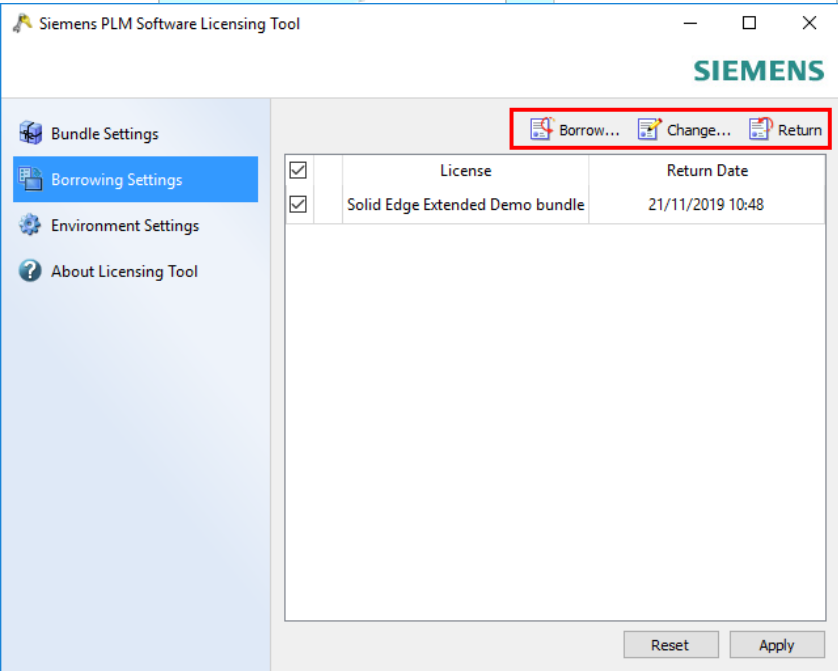


- 4. The **Borrow Licenses** Box appears, from here select the tick box of the license you wish to borrow.
- 5. In the set Return Date tab, select the date you wish the license to be returned.

Please Note: a license can be borrowed for a maximum of 90 Days and a minimum of 1 Day.



- 6. Select **OK**
- 7. You will see the License you are borrowing has appeared in the dialog box along with the Return Date and a tick box.



*This tick box determines if you are online while using the license, if you are online it enables you to **Change...** the license (i.e. the return date) and **Return...** the license early.*

*If you are not online the **Change...** and **Return...** features are not available, and the License will return on the originally selected date.*

8. Select **Apply**.

Please note: The user who borrows the licences must be the user who intends to use the software. (The user's registry keys are populated with a licence code).

